

REGISTERED BY ME ON

2025/11/29

REGISTRAR OF MEDICAL SCHEMES

## WOOLTRU HEALTHCARE FUND

### CONTRIBUTIONS

#### ANNEXURE A

With effect from 1 January 2026

#### PREAMBLE

##### 1. Payment of Contributions

Each applicant for membership must complete the Fund's approved form authorising the Fund to debit his banking account, salary or pension, as the case may be, with the amount of the monthly Contribution for himself and his Beneficiaries, if any, until the end of the month in which his resignation from employment takes effect.

##### 2. Excess contributions

A Member who, as the result of changed circumstances, has paid excess Contributions shall not be entitled to a refund of any excess payments unless the Member has complied with the provisions concerning the timeous notification of the changes in circumstances as specified in the Rules.

Wooltru Healthcare Fund Rules  
Annexure A Contributions  
January 2026

- 1 -




### 3. Contributions

The total aggregate monthly Contributions payable by or in respect of a Member in accordance with the provisions of Rule 13 shall be as indicated in the schedules in;

- Annexure A1 hereof in respect of the Network Option;
- Annexure A2 hereof in respect of the Saver Option (Efficiency Discount Option);
- Annexure A3 hereof in respect of the Saver Choice Option; and
- Annexure A4 hereof in respect of the Comprehensive Option.


Contributions shall continue to be paid by and/or in respect of a Member and his Beneficiaries regardless of when the Member reaches his benefit limits in terms of these Rules.



# WOOLTRU HEALTHCARE FUND

## ANNEXURE A1

**NETWORK OPTION**



**TOTAL CONTRIBUTIONS EFFECTIVE FOR THE PERIOD  
1 JANUARY TO 31 DECEMBER 2026**

Contributions are payable monthly in arrears by, or in respect of, each Member depending on his Income as defined, and on the number and type of his registered Dependants according to the following table:

<b>Income Category</b>	<b>Member</b>	<b>Adult</b>	<b>Child</b>
R0 - R11 800	R1 670	R1 670	R669
R11 801 - R14 500	R2 161	R2 161	R771
R14 501+	R2 729	R2 729	R836

Salary Band reflected as at 1 January, annually, will determine the monthly contribution for the year, except in the case where a Member goes on retirement and the monthly pension falls into a different bracket.

A handwritten signature in black ink, appearing to be "F. M. S."

A handwritten signature in black ink, appearing to be "A. S. S."


A handwritten signature in black ink, appearing to be "J. S. S."

# WOOLTRU HEALTHCARE FUND

## ANNEXURE A2

### SAVER OPTION (EFFICIENCY DISCOUNT OPTION)

**TOTAL CONTRIBUTIONS EFFECTIVE FOR THE PERIOD  
1 JANUARY TO 31 DECEMBER 2026**



Contributions are payable monthly in arrears by, or in respect of, each Member depending on the number and type of his registered Dependants according to the following table:

	<b>Member</b>	<b>Adult</b>	<b>Child</b>
Risk	R3 082	R3 082	R939
Savings	R388	R388	R119
Overall	R3 470	R3 470	R1 058

Wooltru Healthcare Fund Rules  
Annexure A Contributions  
January 2026

# WOOLTRU HEALTHCARE FUND

## ANNEXURE A3


### SAVER CHOICE OPTION

#### TOTAL CONTRIBUTIONS EFFECTIVE FOR THE PERIOD

1 JANUARY TO 31 DECEMBER 2026

Contributions are payable monthly in arrears by, or in respect of, each Member depending on the number and type of his registered Dependants according to the following table:

	Member	Adult	Child
Risk	R3 444	R3 444	R1 048
Savings	R426	R426	R130
Overall	R3 870	R3 870	R1 178



Wooltru Healthcare Fund Rules  
Annexure A Contributions  
January 2026

# WOOLTRU HEALTHCARE FUND

## ANNEXURE A4


### COMPREHENSIVE OPTION

#### TOTAL CONTRIBUTIONS EFFECTIVE FOR THE PERIOD

1 JANUARY TO 31 DECEMBER 2026

Contributions are payable monthly in arrears by, or in respect of, each Member depending on the number and type of his registered Dependants according to the following table:

	Member	Adult	Child
Risk	R6 761	R6 761	R2 249
Savings	R908	R908	R302
Overall	R7 669	R7 669	R2 551



Wooltru Healthcare Fund Rules  
Annexure A Contributions  
January 2026